




















# TREATMENT SEQUENCE

## CLARIFYING PURAN TREATMENT

	TREATMENT SEQUENCE	PRODUCTS	mL	\$
	<b>Cleansing</b> Remove eye makeup. Carry out cleansing steps with Cleansing Fluid, tone with the Clarifying Lotion.	 	2 units	.41
			5	.38
	<b>Peeling</b> Apply Skin Refining Peeling with two brushes to dry skin and let take effect 5-10 minutes. Then peel with moist fingers. Remove with a moist compress or sponge. Alternatively, you can use Skin Refining Peel. Or you can also use Silky Enzyme Peeling Powder at an additional cost.	 	5	1.45
	<b>Extractions if necessary</b> Do extractions and then apply the Serum for impure skin.		2	.86
	<b>Concentrate</b> Apply Blue Orchid Moisture Concentrate (or De-Stress Algae Sensitive Concentrate at an additional cost) to the dry skin and gently work in. Optionally work with electric devices. Blue Orchid Moisture Concentrate is best for dehydrated, impure skin. Or De-Stress Algae Sensitive Concentrate for sensitive, impure skin (additional cost)	 	1 unit	1.75
	<b>Massage</b> <b>Pressure point massage. You do not want to spread the bacteria.</b>	 	.xx	00
	<b>Mask</b> Generously apply skin-specific eye care (ex. Anti-Age Cell) and Clarifying Mask. After 15 minutes remove with a moist cloth. Biodroga MD Clear+ Sheet Mask is also available at extra cost	 	2	.40
			10	1.9
	<b>Final skincare product</b> Skin-specific eye care – ex: Anti-Age Cell Puran Formula 24h Care for oily/combo skin	 	1	.20
	<b>BB Creams, SPF 15 are available at an extra cost.</b>		2	.16
			Total:	\$7.89