












TREATMENT SEQUENCE

INTENSE MOISTURE TREATMENT

	TREATMENT SEQUENCE	PRODUCTS	mL	EUR
	Cleansing Remove eye makeup, carry out skin-specific cleansing, and then tone the skin with a cotton pad and the toner.		2 units 5 5	.41 XX XX
	Peeling Apply Skin Refining Peeling with two brushes to dry skin and let take effect 5-10 minutes. Then peel with moist fingers. Remove with a moist compress or sponge.		5	XX
	Concentrate Apply 1/2 Blue Orchid Moisture Concentrate to the dry skin and gently work in. Optionally work with electric devices.		1unit	XX
	Massage Apply the Facial Massage Creme to the skin and MASSAGE. Remove any remaining massage cream with a moist cloth.		5	XX
	Mask Generously apply individual eye care (e.g., Intense Moisture Formula) and Power Moist Mask. After 15 minutes remove with a moist cloth.		2 10	XX XX
	Final skincare product Apply Intense Moisture Formula Eye Care Apply remainder of Blue Orchid Moisture Concentrate Apply Intense Moisture Formula 24h Care for dry skin Sunscreen Biodroga MD 30 or 50 is available at an additional cost. We also have CC Creams, DD Creams and BB Creams .		2 1 2	XX XX XX
		Total:		XX-XX 3